

### Hinges Technical Information

#### Hinges

We have set out all of our hinges in clear tables for your convenience.  
Many more variations are possible if you need hinges with guide tabs, for instance for combining aluminium profiles with different slot widths.

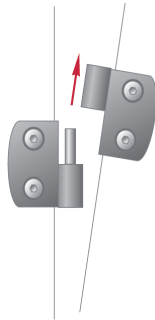
#### Incidentally

As standard, all hinges are supplied with stainless steel hinge pins.

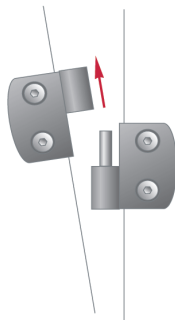
#### Left and right hinges

Each lift-off hinge has a left and right version.  
Before ordering, it should be decided on which side of the frame the door is to be mounted.

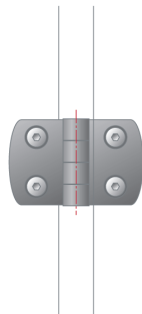
**Left hinge.**  
The left hinge half is fixed.  
The hatch or door opens from right to left.



**Right hinge.**  
The right hinge half is fixed.  
The hatch or door opens from left to right.

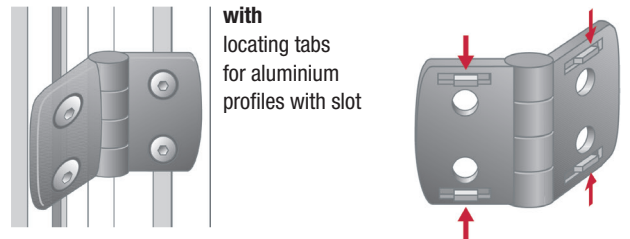


**Fixed hinge.**  
The hinge is non-lift-off.  
It is suitable for opening left or right.



#### Guide tabs

Many hinges can be supplied on request with guide tabs for the slots in aluminium profiles. They secure the hinge against twisting and make it stronger.  
The hinges are designed in such a way that the guide tabs can simply be broken off with a screwdriver.



#### TIP

If you want to fit a door or hatch so that it cannot be lifted off, you can still use a left and right lift-off hinge.  
The two hinges are fitted in the end position and secure each other mutually.

