


Super 85



From the product range „Super“, one of the best flashback arrestors in the world. For reliable protection against dangerous gas backflow and flashback according to EN 730-1 / ISO 5175. Every Arrestor 100% tested.



Benefits

- extinguish dangerous flashbacks with sintered stainless steel elements **[FA]**
- immediately cut off the gas supply, and therefore prevent dangerous further work after any flashback or gas backflow via pressure sensitive cut-off valve **[PV]**
- extinguish sustained backfire – via temperature sensitive cut-off valve **[TV]**
- avoid the formation of explosive mixtures in the gas supply – via non-return valves **[NV]**
- indicate flashbacks and gas backflow optically – via red alarm mark
- allow simple resumption of work after the cause of hazard has been removed – via resetting the sleeve
- offer long service life due to protection against dirt – via filter at gas inlet

Operation / Usage

- the Flashback Arrestors are used against gas backflow and flashback at pipeline outlets and single cylinder equipment. Super 85 for high flow
- the Flashback Arrestors can be installed independent of the orientation but according to gas flow
- each blowpipe should have its own Flashback Arrestor
- the maximum ambient / working temperature is 70 °C / 158 °F

Maintenance

- annual testing of the non-return valve, body leak tightness and flow capacity is recommended
- WITT is happy to supply special test equipment
- Flashback Arrestors are only to be serviced by the manufacturer. The dirt filter may be replaced by competent staff

Approvals

Company certified according to ISO 9001

FLASHBACK ARRESTORS



Model	Gas type Max. working pressure [bar]	Connection EN 560 [inch]	Order-No.	Certification	Housing-Material	Seal-Material
Super 55	Acetylene (A) 1.5	G 3/8 LH	146-025	BAM/ZBA/003/04	Brass	Elastomer
	Hydrogen (H) 3.0					
	LPG (P)					
	Town gas (C) 5.0					
	Natural gas/ Methane (M)					
Super 55	Oxygen (O) 30.0	G 1/4 RH	146-027	BAM/ZBA/003/04	Brass	Elastomer
	Compressed air (D)	G 3/8 RH	146-026			
Super 85	Acetylene (A) 1.5	G 3/8 LH	148-002	BAM/ZBA/003/04	Brass	Elastomer
	Hydrogen (H) 4.0					
	Ethylene (E)					
	LPG (P)					
	Natural gas/ Methane (M), Town gas (C) 5.0					
Super 85	Oxygen (O) 30.0	G 1/4 RH	148-013	BAM/ZBA/003/04	Brass	Elastomer
	Compressed air (D)	G 3/8 RH	148-016			

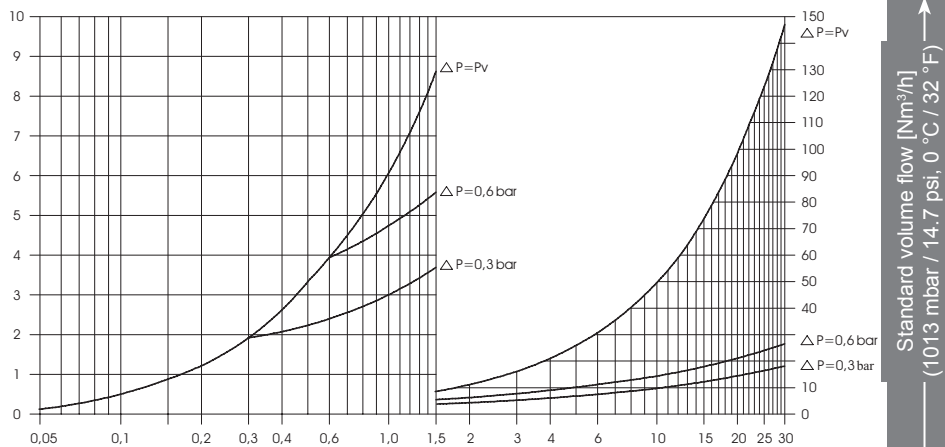
Other connections available upon request

Super 55

Flow diagram for air (20 °C / 68 °F)

Conversion factors:

Acetylene	x 1.04
Butane	x 0.68
Ethylene	x 1.02
Natural Gas	x 1.25
Methane	x 1.33
Propane	x 0.80
Oxygen	x 0.95
Town gas	x 1.54
Hydrogen	x 3.75



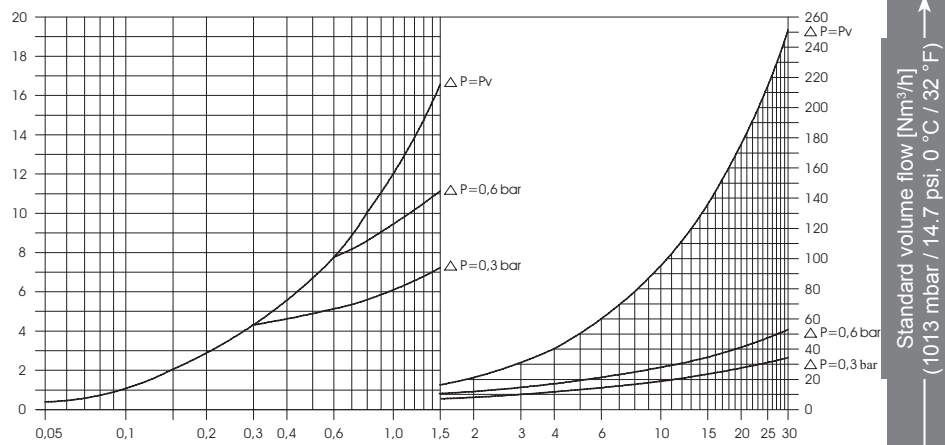
————— Inlet pressure: P_v [bar] Opening pressure: 30 mbar —————

Super 85

Flow diagram for air (20 °C / 68 °F)

Conversion factors:

Acetylene	x 1.04
Butane	x 0.68
Ethylene	x 1.02
Natural Gas	x 1.25
Methane	x 1.33
Propane	x 0.80
Oxygen	x 0.95
Town gas	x 1.54
Hydrogen	x 3.75



————— Inlet pressure: P_v [bar] Opening pressure: 30 mbar —————